

CATALYZING REGIONAL SUCCESS

The Impact of DRP's Economic
Development as Measured by the
Detroit Regional Dashboard

Jessica Worley

Senior Manager of Research
& Business Intelligence



**Detroit
Regional
Partnership**

SEPTEMBER 2023

EXECUTIVE SUMMARY

The Detroit Regional Partnership (DRP) is a nonprofit economic development organization that attracts jobs and investment to the 11-County Detroit Region from both national and international markets. DRP's mission is to foster the region's growth, ensuring its prominence among the nation's most prosperous by 2030.

From 2020 to 2022, in its initial operational phase, DRP supported 80 projects that collectively yielded a significant economic impact: \$7.2 billion in investment, 28,381 new jobs, and an additional \$2.0 billion in payroll. While investment and job attraction are prominent success measures, other critical economic indicators also gauge progress toward the goal. Several of these metrics, directly connected to DRP's efforts — such as gross domestic product, employment, and foreign direct investment — are tracked within the Detroit Regional Dashboard.

The primary purpose of this white paper is to illustrate the connection between DRP initiatives to grow the regional economy and the metrics tracked by the dashboard.

Detroit Regional Dashboard Link: [Bit.ly/DetroitRegionalDashboard](https://bit.ly/DetroitRegionalDashboard)

KEY TAKEAWAYS

- 1) Gross Domestic Product:** DRP-closed projects from 2020 to 2022 are projected to add an average of \$7.2 billion (2.5% increase) to the regional economy once fully operational.
- 2) Employment:** DRP activities accounted for 12% of total employment growth for workers who might have otherwise been unemployed.
- 3) Pathway Jobs:** DRP projects created 7,417 pathway jobs, which pay a sustaining wage for the region and offer benefits but don't require a college degree.
- 4) Investments:** DRP projects constituted nearly one-fifth of all FDI projects in the region from 2020 to 2022. They represented 14.2% of total investment and 24.7% of new jobs.
- 5) Vacancy Rates:** DRP projects impacted over 5.2 million square feet of office and industrial space from 2020 to 2022, with 13.1% being absorbed, directly influencing vacancy rates.
- 6) Square Footage Under Construction:** DRP projects involved 5.2 million square feet of new office or industrial space, contributing to almost 11% of total square footage under construction in the region from 2020 to 2022.
- 7) Average Hourly Occupation Wage:** Jobs created and supported by DRP projects provided an average hourly wage of \$30.87 in 2022, exceeding the regional rate by \$5 per hour.

INTRODUCTION & DASHBOARD BACKGROUND

The analysis that formed this white paper is in response to the DRP Board of Directors' request to demonstrate the impact of DRP on certain economic metrics included in the Detroit Regional Dashboard.

First launched in April of 2021, the dashboard is a data resource that is updated annually through a collaboration between DRP and the Detroit Regional Chamber. Developed through cooperative efforts with various partners, its objective is to unite stakeholders around vital metrics measuring economic and social progress. These metrics inform business, community, and policy decisions, aimed at driving strategic change that advances the 11-county Detroit Region. The dashboard draws over ten thousand views annually.

The dashboard is comprised of 39 regional metrics, each with interactive visualizations and classified by: key metrics, economic growth, business climate, talent, education, community, and infrastructure. Each category incorporates at least one equity-related metric spotlighting disparities based on race, ethnicity, or gender. Seven metrics with the strongest connections to DRP initiatives have been included in the analysis, along with two more indirect metrics.

1) GROSS DOMESTIC PRODUCT

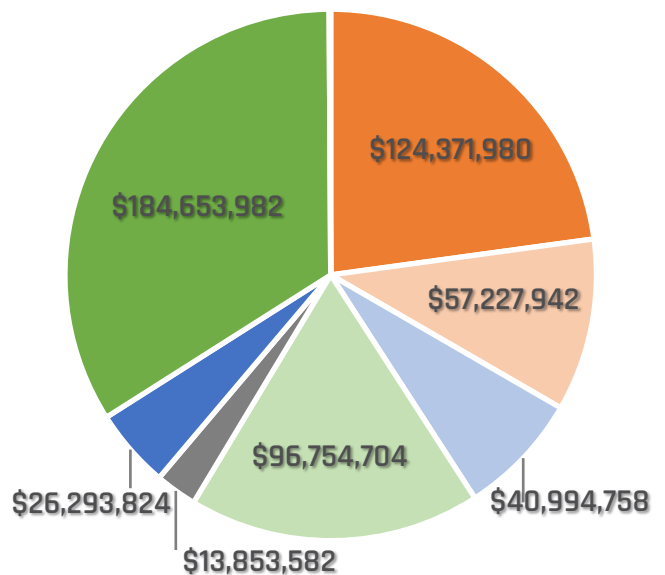
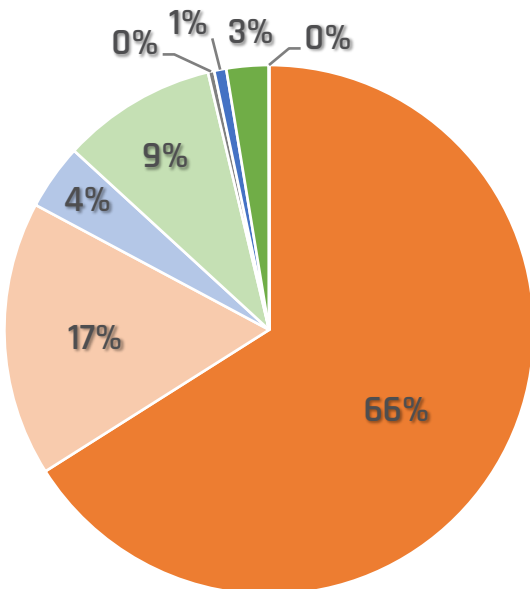
DASHBOARD TREND: The Detroit Region's gross domestic product (GDP) reached \$290.3 billion in 2021, an 8.3% increase from the previous year. The region's GDP ranked the 16th largest among U.S. metros and contributed to over 60% of Michigan's total in 2021.

DRP IMPACT: DRP's 80 closed projects from 2020 to 2022 will add an estimated \$7.2 billion to the regional economy. When fully operational, the projects have the potential to increase the regional economy by 2.5% annually. The mobility and automotive along with the smart manufacturing industry clusters lead in total economic impact, with financial services and logistics having a notable impact per project.

DRP INDUSTRY CLUSTERS

- Mobility and Automotive
- Smart Manufacturing
- Corporate and Professional Services
- Logistics and Trade
- Digital Technology
- Research, Engineering, and Design
- Financial Services
- Other

DRP ECONOMIC IMPACT TOTAL & AVG. IMPACT PER PROJECT BY INDUSTRY



1) GROSS DOMESTIC PRODUCT

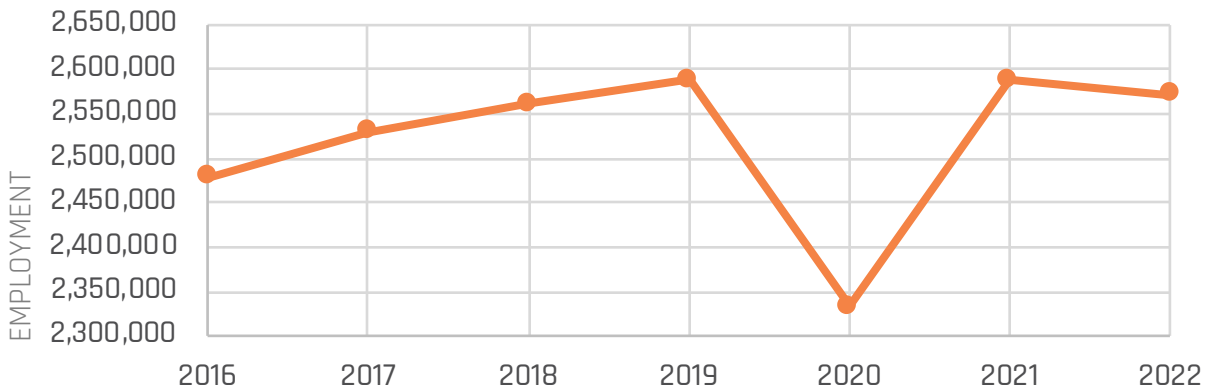
DRP Industry Clusters	Number of Projects	Total Economic Impact	Avg. Impact Per Project
Mobility and Automotive	38	\$4,726,135,226	\$124,371,980
Smart Manufacturing	21	\$1,201,786,776	\$57,227,942
Corporate & Professional Services	7	\$286,963,303	\$40,994,758
Logistics and Trade	7	\$677,282,928	\$96,754,704
Digital Technology	2	\$27,707,165	\$13,853,582
Research, Engineering, & Design	2	\$52,587,648	\$26,293,824
Financial Services	1	\$184,653,982	\$184,653,982
Other	2	\$1,041,311	\$520,656
Total / Avg. from 2020-2022	80	\$7,158,158,338	\$89,476,979

Note: Economic output / impact is defined as direct, indirect, and induced activity including construction.

2) EMPLOYMENT

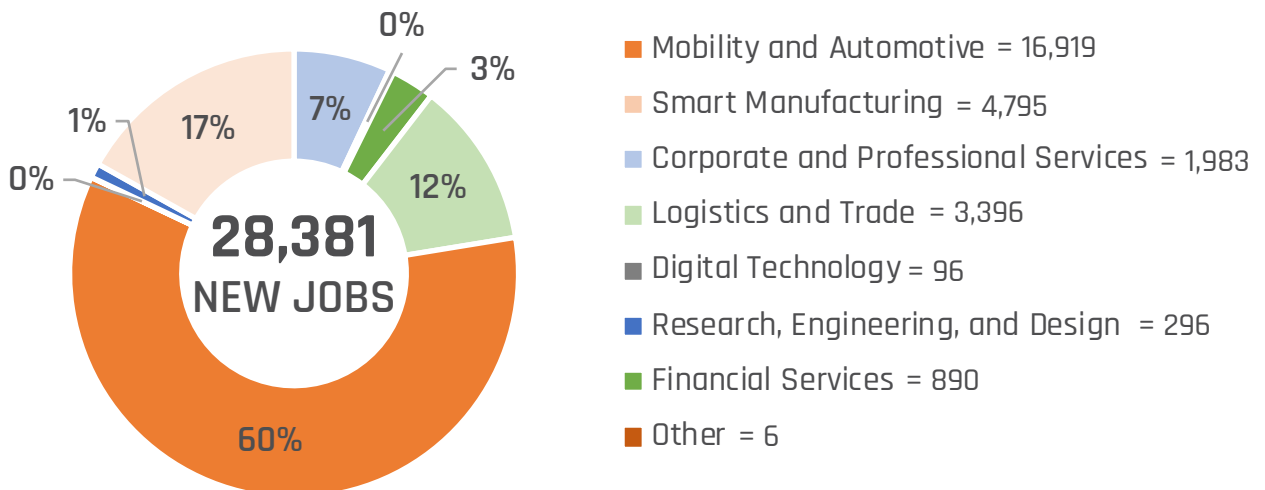
DASHBOARD TREND: The Detroit Region experienced a notable employment growth of 10.0% in two years due to a strong pandemic recovery, reaching a total of 2.6 million employed individuals in 2022.

TOTAL EMPLOYMENT BY YEAR IN THE DETROIT REGION



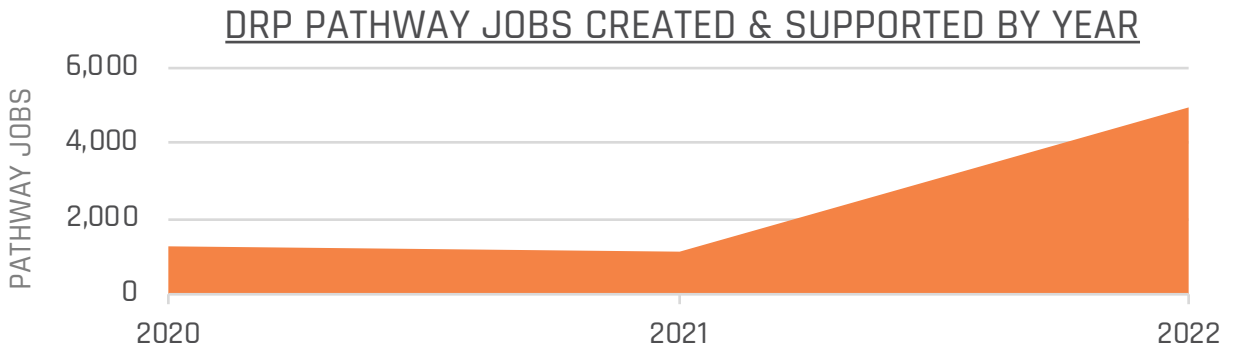
DRP IMPACT: DRP's initiatives contributed to 28,381 new jobs, constituting 12% of the overall employment growth in the Detroit Region from 2020 to 2022.

DRP NEW & SUPPORTED JOBS BY INDUSTRY CLUSTER



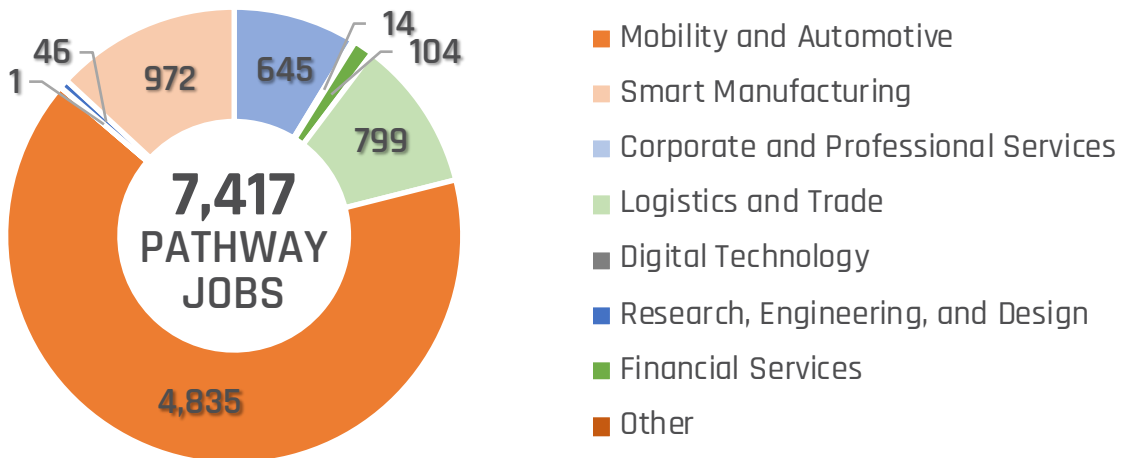
3) PATHWAY JOBS

DASHBOARD TREND: DRP projects have led to the creation and support of more than 7,417 pathway jobs overall, increasing 73.6% from 2020 to 2022. Pathway jobs offer benefits, require no college degree, and exceed the region's sustainable wage (\$19 per hour in 2021).



DRP IMPACT: Attracting jobs for all skill levels that offer career pathways drives a more sustainable economy and adds to an already highly skilled workforce, which is why this is part of DRP's Deep Prosperity Initiative. The mobility and automotive industry cluster makes up a notable portion of the pathway jobs generated.

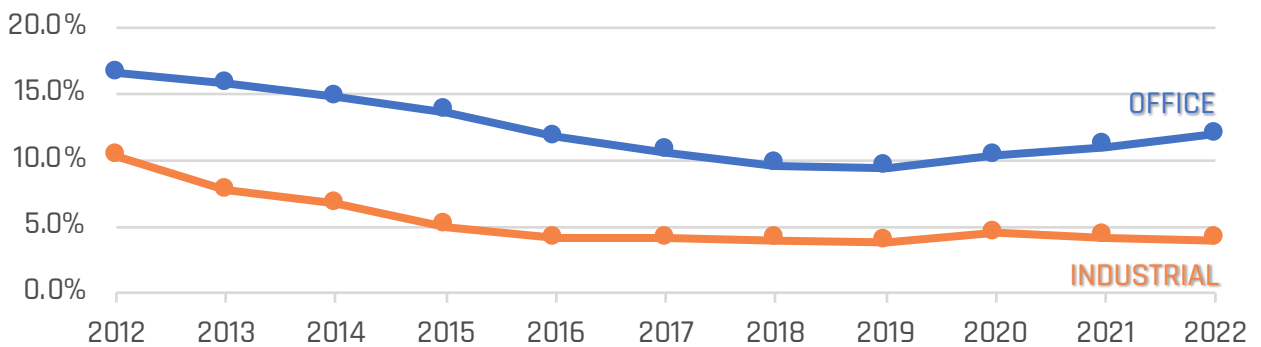
DRP PATHWAY JOBS CREATED & SUPPORTED BY INDUSTRY



5) VACANCY RATES

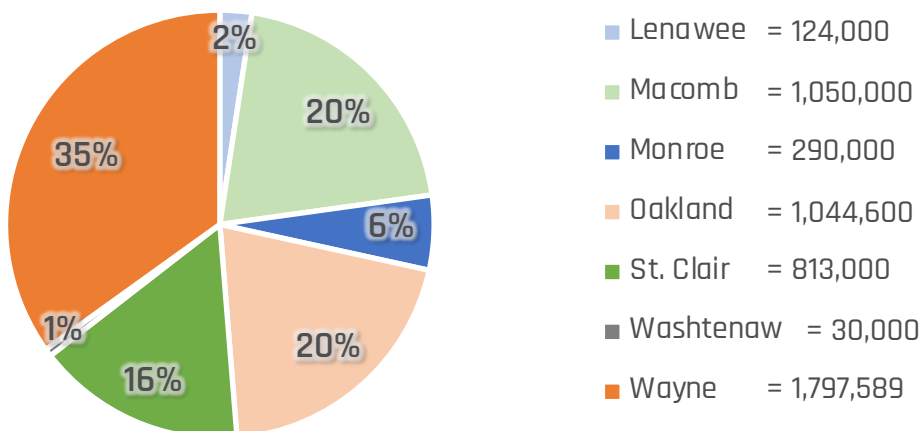
DASHBOARD TREND: Vacancy rates for both office and industrial real estate in the past two years have remained steady in Metro Detroit. Office vacancy rates increased by 1.6 percentage points and industrial rates decreased by 0.5 percentage points from 2020 to 2022.

VACANCY RATES BY REAL ESTATE TYPE IN THE DETROIT MSA



DRP IMPACT: DRP projects impacted over 5.2 million square feet of office and industrial space from 2020 to 2022, with 13.1% being absorbed, directly influencing vacancy rates. Most (84.5%) of the absorbed real estate was in Wayne County.

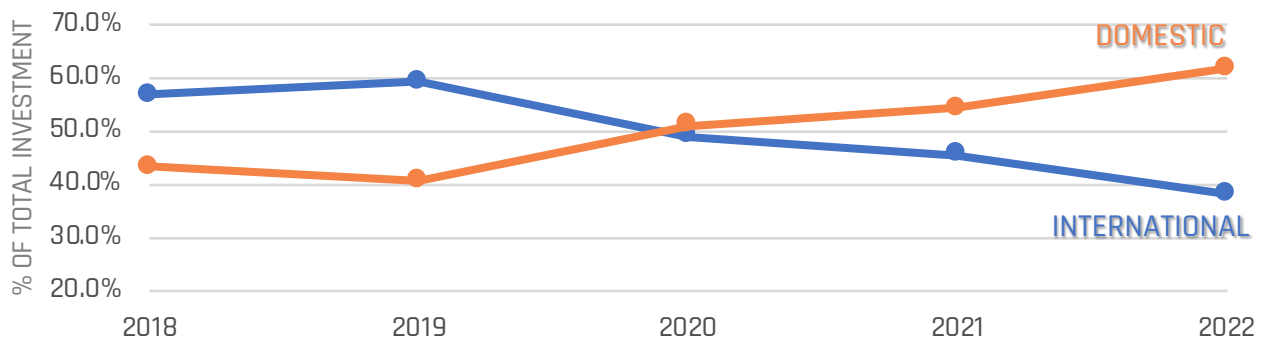
DRP PROJECT IMPACT TOTAL SQUARE FOOTAGE BY COUNTY



4) INVESTMENTS (FDI)

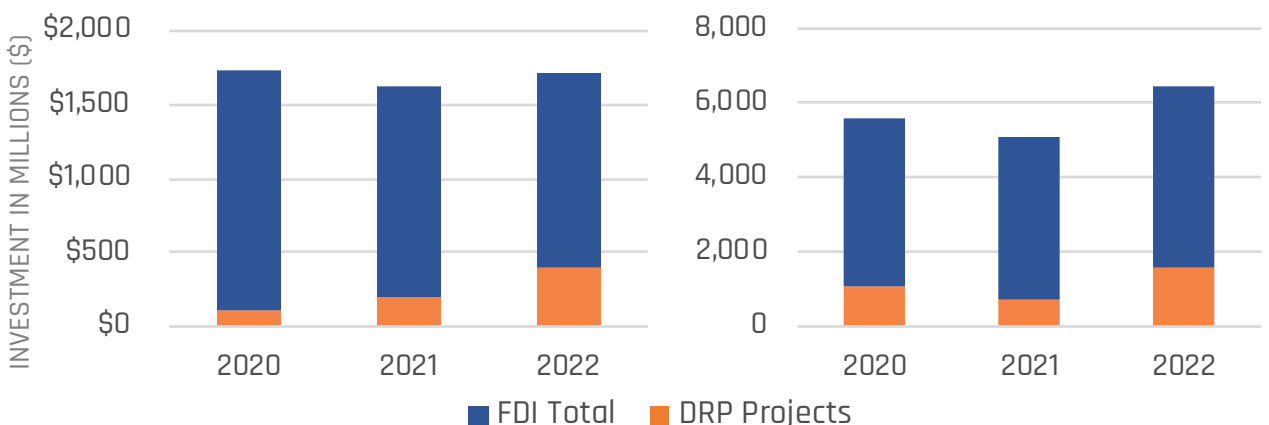
DASHBOARD TREND: Investments into the Detroit Region included in FDI reached \$1.8 billion in 2022 from 55 projects and saw a shift from international firms leading to domestic based companies in the past two years. Domestic FDI projects constituted 61.8% of the total investment into the region in 2022, compared to 40.6% in 2019.

FDI INVESTMENT BY SOURCE COUNTRY (HQ) & YEAR IN THE DETROIT REGION



DRP IMPACT: From 2020 to 2022, DRP had 21 projects included in FDI which constituted nearly one-fifth of all FDI projects in the Detroit Region. Those 21 DRP projects accounted for 14.2% of total investments and 24.7% of new jobs associated with FDI during this time.

FDI INVESTMENT & NEW JOBS CREATED BY YEAR IN THE REGION

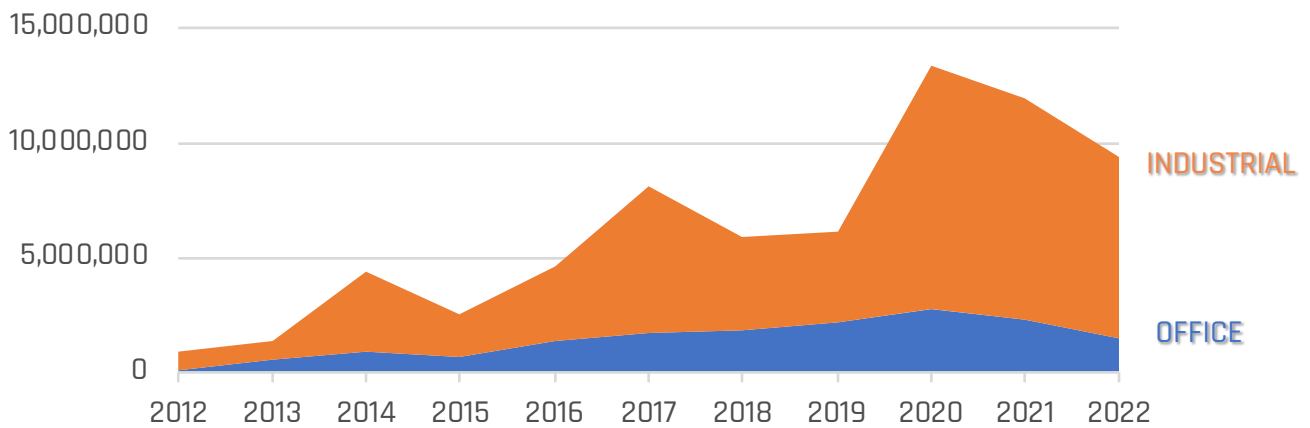


Note: FDI is from fDi Markets and includes investments from companies with headquarters outside of Michigan.

6) SQUARE FOOTAGE UNDER CONSTRUCTION

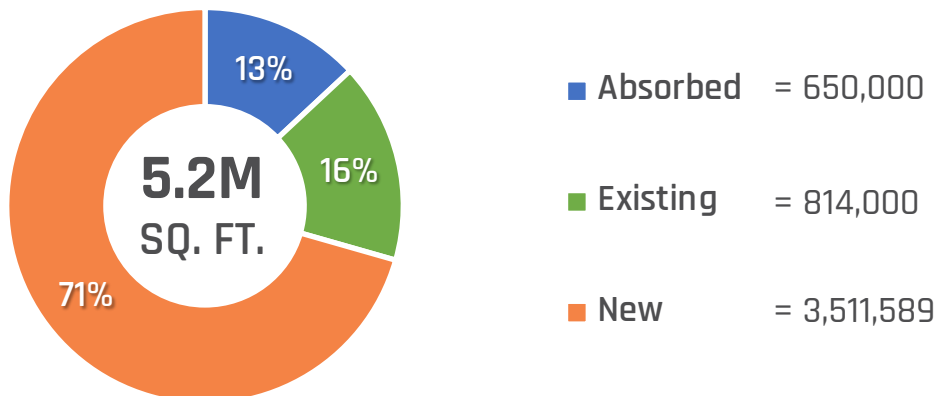
DASHBOARD TREND: More than 9.4 million square feet are under construction in the region, the majority 83% of the total is industrial space and 17% office in 2022.

SQ. FT. UNDER CONSTRUCTION BY TYPE IN THE DETROIT REGION



DRP IMPACT: DRP projects impacted over 5.2 million square feet and 70% of that space was new/under construction in the region, accounting for nearly 11% of the total under construction from 2020 to 2022. Another initiative influencing space under construction is DRP by VIP (verified industrial properties) which promotes vacant industrial sites.

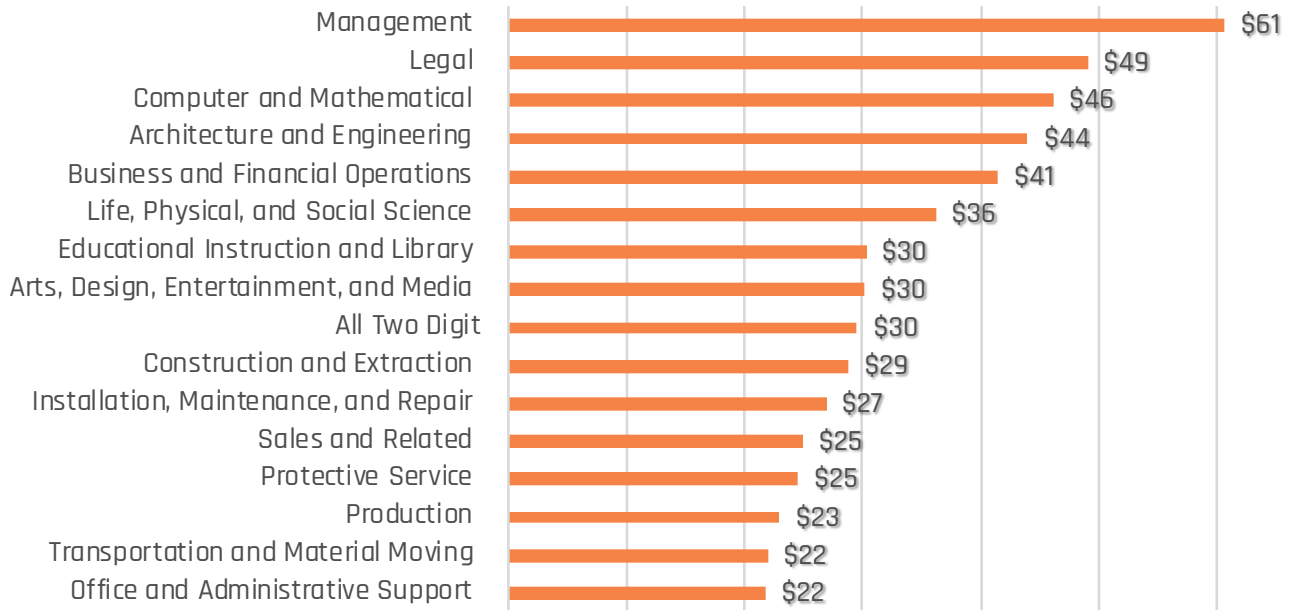
DRP PROJECT IMPACT TOTAL SQUARE FOOTAGE BY TYPE



7) AVERAGE HOURLY OCCUPATION WAGES

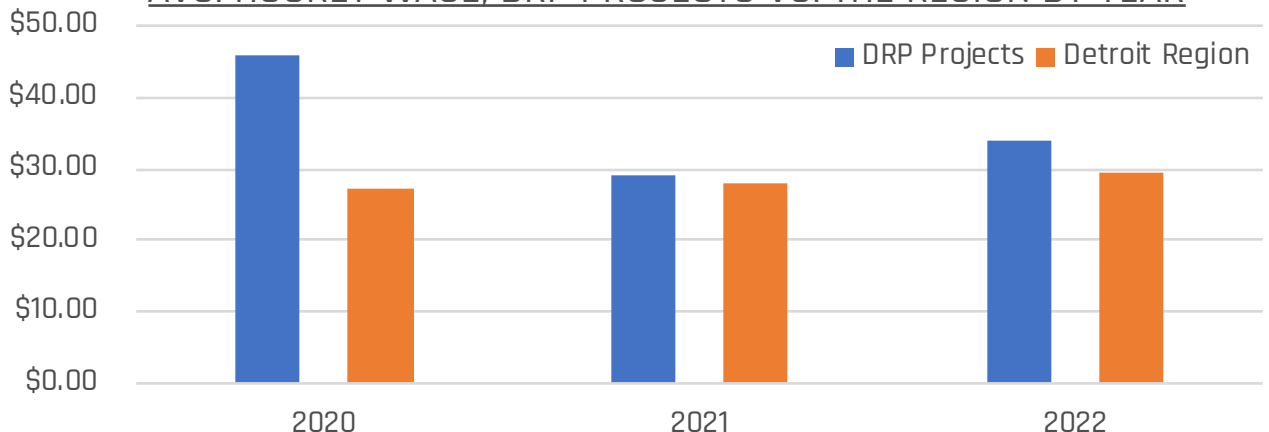
DASHBOARD TREND: Average hourly occupation wages in the Detroit Region have grown 7.6% in two years, reaching \$29.55 per hour in 2022. Wages have increased for nearly all occupations in the region.

AVG. HOURLY OCCUPATION WAGE RATES IN THE DETROIT REGION



DRP IMPACT: DRP projects contributed \$2.0 billion to the region's payroll, attracting 28,380 jobs with an average wage of \$30.87 in 2022, which is nearly five dollars more per hour than the average regional wage.

AVG. HOURLY WAGE, DRP PROJECTS VS. THE REGION BY YEAR



INDIRECT METRICS

In addition to the previously noted metrics, the Detroit Regional Dashboard contains other metrics that are only indirectly or not impacted by DRP activity. However, there are several including commute time and degree completions that are worth including as examples of metrics the DRP uses in its work to promote the region.

COMMUTE TIME

DASHBOARD TREND: The mean commute time in Metro Detroit for most of the workforce was 25.4 minutes, with 28% of workers reportedly working remote or in a hybrid model in 2021.

DRP CONNECTION: DRP site selection mirrored with workforce research on where targeted talent is working and living throughout the Detroit Region, indirectly impacting commute times of future workforce.

DEGREE COMPLETIONS

DASHBOARD TREND: The Detroit Region universities and colleges awarded more than 36,700 degrees (bachelor's or higher) in 2021, up by 3.8% from the previous year.

DRP CONNECTION: DRP collaborates with leading education institutions to foster talent pipeline growth and uses the metric to promote the region to prospective companies by tracking institution completions by industry clusters and highlighting innovative programs that demonstrates the high-quality educational institutions in the region.

CONCLUSION

Contributing to economic and social progress is critical to building an inclusive and prosperous region, which is why tracking key metrics through the Detroit Regional Dashboard is so important.

As a regional economic development organization, the DRP indirectly and directly influences the regional dashboard metrics through its initiatives which are designed to bring new investment and jobs to the region.

The culmination of DRP's work over its first three years of operations has better positioned the Detroit Region to be among the most prosperous in the nation by 2030.

MORE INFORMATION & CONTACT

- For more information on data sources or technical notes: [Metadata PDF Link](#)
- For more information on the Detroit Regional Partnership: DetroitRegionalPartnership.com



JESSICA WORLEY

Senior Manager of Research & Business Intelligence
Jessica.Worley@DetroitRegionalPartnership.com